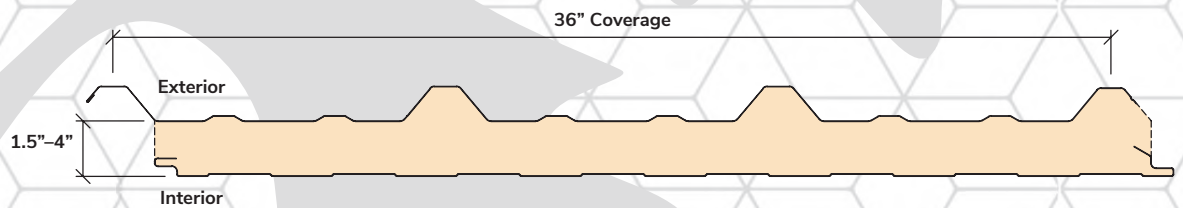






The HighLine™ panel combines the proven performance of insulated metal technology with the simplicity of a through-fastened R-panel design. At 36" wide, HighLine™ installs quickly and provides outstanding thermal efficiency, strength and versatility for both roof and wall applications. Tailored for pre-engineered metal buildings and a wide range of commercial and industrial projects, HighLine™ delivers reliable Green Span quality in our most economical insulated panel system — designed for lasting value and everyday performance.

Panel Use	Exterior Wall, Exterior Roof
Coverage Width	36-inch
Thickness	1.5, 2, 3, 4-inch
Length	8'-0" to 75'-0"
Exterior Gauge	26, 24, 22
Interior Gauge	26
Exterior Substrate	Galvalume®
Interior Substrate	Galvalume®, Stainless Steel
Exterior Finish	Siliconized Polyester, PVDF
Interior Finish	Polyester, Siliconized Polyester, Plastisol (PVC)
Exterior Texture	Smooth
Interior Texture	Embossed, Smooth
Joint	High-lap, overlapping through-fastened joint
Core	Continuously poured-in-place polyisocyanurate insulating foam
R-Value	R-8 per inch of thickness (nominal)



"Built to Perform, Built to Last, Built Right"