

**Product Evaluation Report**  
**GREEN SPAN PROFILES®**

***RidgeLine Standing Seam Roof Panel over open framing***

**Florida Product Approval # 21349.1 R1**

Florida Building Code 2017

Per Rule 61G20-3

Method: 1 –D

Category: Structural Components

Subcategory: Roof Deck

Compliance Method: 61G20-3.005(1)(d)

NON HVHZ

**Product Manufacturer:**

**Green Span Profiles®**

21200 FM 362

Waller, Texas 77484

**Engineer Evaluator:**

**Terrence E. Wolfe, P.E. # 44923**


Florida Evaluation ANE ID: 1920


**Validator:**

**Gary Hartman, P.E. #73227**

**Contents:**

**Evaluation Report    Pages 1 – 4**





**Compliance Statement:** The product as described in this report has demonstrated compliance with the Florida Building Code 2017, Sections 1504.3.2, 1504.7, 2603.3.

**Product Description:** Insulated roof panel system with an interior steel facing and exterior steel standing seam facing bonded to an insulating polyisocyanurate foam core. A concealed clip in the interlocking side joint attaches the roof panels to supports. Structural Application.


**Panel:** Profiles: RidgeLine  
Panel Thickness: 2 1/2", 3", 4", 5", 6"  
Panel Coverage: 42" maximum  
Interior Side Joint: Green-Lock interlocking tongue and groove side joint  
Exterior Side Joint: 2" Tall, Tee shaped rib with seam cap, mechanically seamed


**Panel Interior Face:** Material: Steel, ASTM A792 coated or ASTM A653 G90 Galvanized  
Yield Strength: Min. 50.0 ksi  
Thickness: 26 Ga., 24 Ga., 22 Ga.  
Texture: Embossed or Smooth  
Profile: MesaLine  
Panel material shall comply with Florida Building Code 2017, Section 1507.4.3.

**Panel Exterior Face:** Material: Steel, ASTM A792 coated or ASTM A653 G90 Galvanized  
Yield Strength: Min. 50.0 ksi  
Thickness: 26 Ga., 24 Ga., 22 Ga.  
Texture: Smooth  
Profile: 2" tall standing seam Tee shaped rib with seam cap, mechanically seamed.  
Panel seam cap: 24 Ga. steel with factory applied hot melt adhesive sealant  
Panel material shall comply with Florida Building Code 2017 Section 1507.4.3.

**Panel Core:** Polyisocyanurate insulating foam with a 2.5 pcf density (nominal).

**Panel Clip:** Material: Galvanized Steel  
Thickness: 0.061", 16 Ga.  
Dimensions: 3.375" tall x 4" long with (5) pre punched holes  
Corrosion Resistance: Per Florida Building Code 2017, Section 1506.7.





**Panel Clip Fastener:** (3) ¼ - 14 x 2 ¼” HWH SD Shoulder Fastener per clip.  
 The fasteners shall be long enough to ensure a minimum penetration of 3 pitches of thread through steel girt.  
 Corrosion Resistance: Per Florida Building Code 2017, Section 1507.4.4.

**Substrate Description:** Min. 14 Ga. Steel Framing. Framing must be designed in accordance w/ Florida Building Code 2017.

**Allowable Design Uplift Pressures:**

<b>Maximum Design Pressure (PSF) :</b>	-78.1	-72.4	-66.7	-60.9	-55.2	-49.5
<b>Clip Spacing (O.C.) :</b>	2'-6"	3'-0"	3'-6"	4'-0"	4'-6"	5'-0"


\*Design Pressure includes a Safety Factor.


**Code Compliance:** The product described herein has demonstrated compliance with The Florida Building Code 2017, Section 1504.3.2, 1504.7, 2603.3.

**Evaluation Report Scope:** The product evaluation is limited to compliance with the structural wind load requirements of the Florida Building Code 2017, as relates to Rule 61G20-3.

**Performance Standards:** The product described herein has demonstrated compliance with:

- ASTM E 1592-05 (2012) Test method for structural performance of sheet metal roof and siding systems by uniform static air pressure difference.
- FM 4471-92, Foot Traffic Resistance Test.
- ASTM E84-2013A Standard Test Method for Surface Burning Characteristics of Building Materials.





**Reference Data:**

1. ASTM E 1592-05  
Force Engineering & Testing, Inc. (FBC Organization # TST-5328)  
Report No. 438-0191T-16
2. FM 4471-10, Foot Traffic Resistance Test  
Force Engineering & Testing, Inc. (FBC Organization # TST-5328)  
Report No. 438-0189T-16
3. ASTM E 84-11a  
FM Approvals  
Project ID: 3044381
4. Certificate of Independence  
By Terrence E. Wolfe, P.E. (No. 44923) @ Force Engineering & Testing, Inc.  
(FBC Organization # ANE ID: 1920)

**Test Standard Equivalency:**

The ASTM E 1592-05 test standard is equivalent to the ASTM E 1592-05 (2012) test standard.

The FM 4471-10, Foot Traffic Resistance test standard is equivalent to the FM 4471-92, Foot Traffic Resistance test standard

The ASTM E84-11a test standard is equivalent to ASTM E84-2013A.

**Quality Assurance Entity:**

The manufacturer has established compliance of roof panel products in accordance with the Florida Building Code and Rule 61G20-3.005 (3) for manufacturing under a quality assurance program audited by an approved quality assurance entity.

**Minimum Slope Range:**

Minimum Slope shall comply with Florida Building Code 2017, including Section 1507.4.2 and in accordance with Manufacturers recommendations.

**Installation:**


Install per manufacturer's recommended details.


**Roof Panel Fire Classification:**

Fire classification is not part of this evaluation.

**Shear Diaphragm:**

Shear diaphragm values are outside the scope of this report.





**Design Procedure:**

Based on the dimensions of the structure, appropriate wind loads are determined using Chapter 16 of the Florida Building Code 2017 for roof cladding wind loads. These component wind loads for roof cladding are compared to the allowable pressure listed above. The design professional shall select the appropriate erection details to reference in his drawings for proper fastener attachment to his structure and analyze the panel fasteners for pullout. Support framing must be in compliance with Florida Building Code 2017 Chapter 22 for steel, and Chapter 16 for structural loading.

