

**Product Evaluation Report**  
**GREEN SPAN PROFILES®**

**Green Span's IWP Series**

**Florida Product Approval # 16327 R1**

Florida Building Code 2014

Per Rule 61G20-3

Method: 2 –B

Category: Structural Components

Subcategory: Structural Wall

Compliance Method: 61G20-3.005(2)(b)

NON HVHZ

**Product Manufacturer:**

**Green Span Profiles®**

21200 FM 362

Waller, Texas 77484

**Engineer Evaluator:**

**Terrence E. Wolfe, P.E. # 44923**

Florida Evaluation ANE ID: 1920

**Validator:**


**Locke Bowden, P.E., FL #49704**


9450 Alysbery Place

Montgomery, AL 36117

**Contents:**

**Evaluation Report    Pages 1 – 4**





**Compliance Statement:** The product as described in this report has demonstrated compliance with the Florida Building Code 2014, Sections 1403.3, 1709.2, 2603.3.

**Product Description:** Insulated wall panel system with an interior and exterior steel facing bonded to an insulating polyisocyanurate foam core. A concealed clip in the interlocking side joint attaches the wall panels to supports. Structural Application.

**Panel:**

Series:	Green Span's IWP
Profiles:	MesaLine ShadowLine WaveLine VeeLine Impression Stucco Infinity
Panel Thickness:	2", 2 1/2", 3", 4", 5", 6"
Panel Coverage:	42" maximum
Side Joint:	Green-Lock interlocking tongue and groove side joint

**Panel Interior Face:**

Material:	Steel, ASTM A792 coated or ASTM A653 G90 Galvanized
Yield Strength:	Min. 50.0 ksi
Thickness:	26 Ga., 24 Ga., 22 Ga.
Texture:	Embossed or Smooth


Panel material shall comply with Florida Building Code 2014 Section 1405.2.


**Panel Core:** Polyisocyanurate insulating foam with a 2.5 pcf density (nominal).

**Panel Concealed Clip:**

Material:	Galvanized Steel
Thickness:	0.070", 14 Ga.
Dimensions:	1 7/16" wide x 4" long with (5) pre punched holes
Corrosion Resistance:	Per Florida Building Code 2014

**Panel Fastener:** (3) 1/4" - 14 HWH Self Driller or approved equal per clip.  
The fasteners shall be long enough to ensure a minimum penetration of 3 pitches of thread through steel girt.  
Corrosion Resistance: Per Florida Building Code 2014.





**Substrate Description:** Min. 16 Ga. Steel Framing. Substrate must be designed in accordance w/ Florida Building Code 2014.

**Design Pressures:**

Table "A"

<b>Maximum Design Pressures:</b>	-44.2 psf / +101.4 psf	-31.2 psf / +59.8 psf
<b>Panel Clip Spacing:</b>	5'-0" O.C.	7'-6" O.C.

\*Design Pressure includes a Safety Factor = 2.0.  
\*See Load Table for additional design pressures.

**Code Compliance:** The product described herein has demonstrated compliance with The Florida Building Code 2014, Section 1403.3, 1709.2, 2603.3.

**Evaluation Report Scope:** The product evaluation is limited to compliance with the structural wind load requirements of the Florida Building Code 2014, as relates to Rule 61G20-3.


**Performance Standards:** The product described herein has demonstrated compliance with:


- ASTM E 1592-05 Standard Test method for structural performance of sheet metal roof and siding systems by uniform static air pressure difference.
- ASTM E84-09 Standard Test Method for Surface Burning Characteristics of Building Materials

**Reference Data:**

1. ASTM E 1592-01  
Force Engineering & Testing, Inc. (FBC Organization # TST-5328)  
Report No. 438-0046T-12
2. ASTM E 84-11a  
FM Approvals  
Project ID: 3044381
3. Certificate of Independence  
By Terrence E. Wolfe, P.E. (No. 44923) @ Force Engineering & Testing, Inc.  
(FBC Organization # ANE ID: 1920)

**Test Standard Equivalency:** The ASTM E84-11a test standard is equivalent to ASTM E84-09.  
The ASTM E 1592-01 test standard is equivalent to ASTM E 1592-05.





**Quality Assurance Entity:**

The manufacturer has established compliance of roof panel products in accordance with the Florida Building Code and Rule 61G20-3.005 (3) for manufacturing under a quality assurance program audited by an approved quality assurance entity.

**Installation:**

Install per manufacturer's recommended details.

**Shear Diaphragm:**

Shear diaphragm values are outside the scope of this report.

**Design Procedure:**

Based on the dimensions of the structure, appropriate wind loads are determined using Chapter 16 of the Florida Building Code 2014 for wall cladding wind loads. These component wind loads for wall cladding are compared to the allowable pressure listed above. The design professional shall select the appropriate erection details to reference in his drawings for proper fastener attachment to his structure and analyze the panel fasteners for pullout and pullover. Support framing must be in compliance with Florida Building Code 2014 Chapter 22 for steel, and Chapter 16 for structural loading.

